

Recommended
for ages

2-5

KONAMI

KIDS PLAYGROUND™

TOY PALS

FUN WITH NUMBERS



EVERYONE

E

CONTENT RATED BY
ESRB

KONAMI

⚠ WARNING: PHOTSENSITIVITY/EPILEPSY/SEIZURES

READ BEFORE USING YOUR PLAYSTATION®2 COMPUTER ENTERTAINMENT SYSTEM.

A very small percentage of individuals may experience epileptic seizures or blackouts when exposed to certain light patterns or flashing lights. Exposure to certain patterns or backgrounds on a television screen or when playing video games may trigger epileptic seizures or blackouts in these individuals. These conditions may trigger previously undetected epileptic symptoms or seizures in persons who have no history of prior seizures or epilepsy. If you, or anyone in your family, has an epileptic condition or has had seizures of any kind, consult your physician before playing. IMMEDIATELY DISCONTINUE use and consult your physician before resuming gameplay if you or your child experience any of the following health problems or symptoms:

- dizziness
- altered vision
- eye or muscle twitches
- loss of awareness
- disorientation
- seizures
- any involuntary movement or convulsion

RESUME GAMEPLAY ONLY ON APPROVAL OF YOUR PHYSICIAN.

Use and handling of video games to reduce the likelihood of a seizure

- Use in a well-lit area and keep as far away as possible from the television screen.
 - Avoid large screen televisions. Use the smallest television screen available.
 - Avoid prolonged use of the PlayStation 2 system.
Take a 15-minute break during each hour of play.
 - Avoid playing when you are tired or need sleep.
-

Stop using the system immediately if you experience any of the following symptoms: lightheadedness, nausea, or a sensation similar to motion sickness; discomfort or pain in the eyes, ears, hands, arms, or any other part of the body. If the condition persists, consult a doctor.

WARNING TO OWNERS OF PROJECTION TELEVISIONS:

Do not connect your PlayStation 2 system to a projection TV without first consulting the user manual for your projection TV, unless it is of the LCD type. Otherwise, it may permanently damage your TV screen.

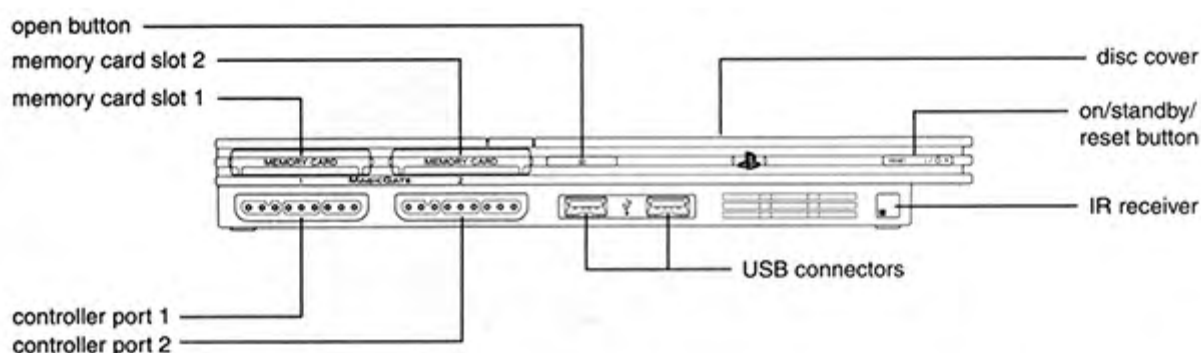
HANDLING YOUR PLAYSTATION 2 FORMAT DISC:

- This disc is intended for use only with PlayStation 2 consoles with the NTSC U/C designation.
- Do not bend it, crush it or submerge it in liquids.
- Do not leave it in direct sunlight or near a radiator or other source of heat.
- Be sure to take an occasional rest break during extended play.
- Keep this compact disc clean. Always hold the disc by the edges and keep it in its protective case when not in use. Clean the disc with a lint-free, soft, dry cloth, wiping in straight lines from center to outer edge. Never use solvents or abrasive cleaners.

TABLE OF CONTENTS

GETTING STARTED.....	2
STARTING UP.....	3
USING THE KONAMI KIDS PLAYGROUND CONTROLLER MAT.....	4
CONTROLS.....	5
STARTING A NEW GAME.....	6
PLAYING TOY PALS: FUN WITH NUMBERS.....	7
JUMPING SCHOOL.....	7
PLAYGROUND.....	8
FUNHOUSE.....	8
GARDEN.....	9
MEADOW.....	10
CREDITS.....	11

GETTING STARTED



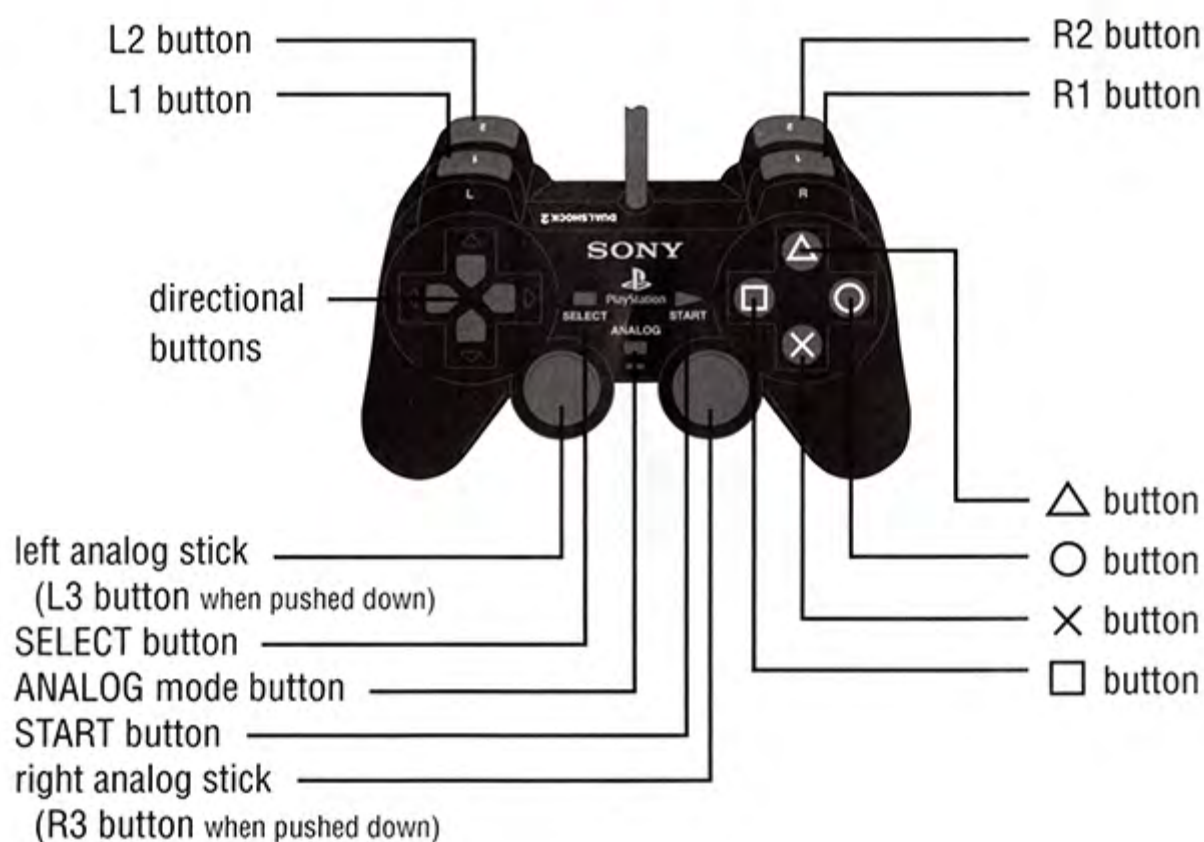
Set up your PlayStation®2 computer entertainment system according to the instructions supplied with your system. Check that the system is turned on (the on/standby indicator is green). Insert the **Toy Pals: Fun With Numbers** disc in the system with the label side facing up. Attach game controllers and other peripherals as appropriate. Follow the on-screen instructions and refer to this manual for information on using the software.

Memory Card (8MB)(for PlayStation®2)

To save game settings and progress, insert a memory card (8MB) (for PlayStation®2) into MEMORY CARD slot 1 of your PlayStation®2 system. You can load saved game data from the same memory card or any memory card (8MB)(for PlayStation®2) containing previously saved games.

STARTING UP

DUALSHOCK®2 analog controller Game Controls



Up / Choose Yellow Option [▲]

Right / Choose Red Option [●]

Left / Choose Blue Option [■]

Choose "Star" Option [×]

Cancel / Exit to Menu Screen [START] button (hold)

Return to Previous Menu [SELECT] button

Holding down [START] button during the game will return you to the Menu Screen. For more information, see Menu Screen, pg. 6.

USING THE KONAMI KIDS PLAYGROUND™ CONTROLLER MAT

Cautions

(Please Read Before Playing)

- Bare feet should be used to operate mat. Do not use with shoes or socks.
- Persons with heart and respiratory problems, physical impairments or have been advised by their physician to limit their physical activity should not use the mat.
- Mat should be used on a clean, dry and flat surface. Do not use the mat on wet surfaces, concrete, rock or any surface with sharp or abrasive objects.
- Keep mat away from open flame and other heat sources.
- Small children should be monitored at all times when using the mat.
- When mat is not in use, it should be removed from the playing area and stored properly.
- Remove furniture and other objects in proximity to the mat, and use it in an area with plenty of space, away from walls or windows.
- The cord for the mat should be placed properly to avoid risk of tripping persons.
- Mat should be used with care to avoid injury.
- Konami Digital Entertainment is not responsible for injuries resulting from improper use of the mat.

CONTROLS

Using the Konami Kids Playground Controller Mat



- Up / Choose Yellow Option [▲] shape
- Right / Choose Red Option [●] shape
- Left / Choose Blue Option [■] shape
- Choose "Star" Option [★] shape
- Cancel / Exit to Menu Screen [✕] shape
- Return to Previous Menu [◀] shape

Note: Some button functions may be different depending on the mode you are playing. Follow the on-screen instructions or refer to other sections in this instruction manual for more information.

STARTING A NEW GAME

Welcome to the world of Toy Pals! It's time to kick off your shoes and have a blast! Choose from either JUMPING SCHOOL or PLAYGROUND and then get ready for plenty of hopping, skipping, and jumping fun! Once you load *Toy Pals: Fun with Numbers*, you will be taken to Jumping School. If you want to go to the Playground, just stand on the [◀] or press the [SELECT] button on the controller to be taken to the Menu Screen.

Menu Screen



The Menu Screen is where you can choose from a variety of options. To access the Menu Screen at any time, just stand on the [X] symbol or hold down [START] on the controller. Step on the [■] shape to go to the Playground. Step on the [●] shape to go to Jumping School. Step on the [X] shape to view the game credits. Step on the [★] symbol to play or resume a mini-game.



PLAYING TOY PALS: FUN WITH NUMBERS

Jumping School



Even Toys need to learn how to hop! Leap over to Jumping School for three fun mini-games to play. To choose a mini-game, just jump on the [■], [▲], or [●] shapes.

Note: You can exit to the Menu Screen at any time. Just stand on the [×] or hold down [START] on the controller. For more information, see Menu Screen, pg. 6.



Bounce-[■]: The object of this game is to use the [■], [▲], or [●] to hop forward and collect numbers. Hop on the yellow numbers to add to your points. Watch out for objects that will make your Toy Pal lose points, such as rocks, holes, and cactus. When the counter on the left side of the screen is full, it's time to move on to the next round!



Bonk-[▲]: The object of this game is to bonk the moles that pop up from the holes. Stand on the [★] pad. When a mole pops up, jump on the [■], [▲], or [●] to bonk it down! Be careful! The moles have numbers on their helmets that appear after a second or two. Whatever you do, don't bonk a mole with the number your Toy Pal calls out at the beginning of the round.



Jumprope-[●]: The object of this game is to stand on any pad and jump over the jump rope when it comes around. Switch pads to do special jumps and don't let the jump rope touch your feet! If it does, your Toy Pal will stumble!

PLAYGROUND



Select from a variety of fun-filled mini-games! There are three different playgrounds to choose from: Funhouse, Garden, and Meadow. Each playground has three mini-games to play, providing hours of jumping action. To choose a playground, just jump on the [■], [▲], or [●] shapes. Once you've chosen a playground, jump on the colored pads again to play a mini-game.

Note: You can exit to the Menu Screen at any time. Just stand on the [X] or hold down [START] on the controller. For more information, see Menu Screen, pg. 6.

FUNHOUSE



It's time to play at the Toy Pals Funhouse!



Math Balloons-[■]: The object of this game is to add up the numbers displayed on your Toy Pal's balloons and then touch the balloon that displays the correct sum. Use the [■] or [●] to move your Toy Pal left and right. Jump on the [▲] to move upward and quickly advance the floating balloons. You can do it!



Bubble Smash-[▲]: The object of this game is to smash bubbles! Your Toy Pal will name a number in one of the bubbles. Keep jumping on the matching pad until the bubble is smashed. Ready to start smashing?



Where's That Number-[●]: The object of this game is to find the number! Your Toy Pal will hide the turtle underneath one of three bells and then move them around. It's up to you to figure out under which bell the number is hiding! When she's done moving the bells around, jump on the [■], [▲], or [●] pads to show her where it's hiding. Keep your eye on that number!

GARDEN



It's time to play in the Toy Pals Garden!



Splash-[■]: The object of this game is to jump on the correct splash pad to water the flowerbeds! Your Toy Pal will call out a number and you must jump on the splash pad next to the flowerbed with the same amount of flowers. Let's get counting!



Flowerworks-[▲]: The object of this game is to grow lots of flowers and show off your green thumb! Jump on any pad to make a flower grow from the ground. The faster you jump, the more flowers you'll see! Ready? Let's make some flowers grow!



Chocolate-[●]: The object of this game is to keep from taking a gooey chocolate bath by hopping on the correct candy platforms. Your Toy Pal will call out a number. You must jump on the matching candy platform before all the other candy platforms sink into the chocolate. Listen carefully! One wrong hop will give your Toy Pal a sweet and sticky candy bath.

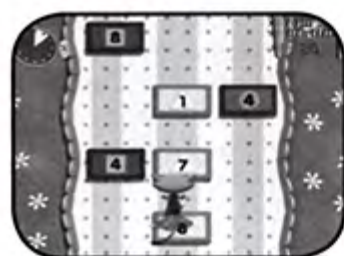
MEADOW



It's playtime at the Toy Pals Meadow!



Toy Counting-[■]: The object of this game is to jump on the pad that matches the number of toys you see on the ground. Jump on the [■], [▲], or [●] to choose the correct number that matches the number of toys. Ready to start counting? How many do you see?



Hopscotch-[▲]: The object of this game is to hop on the next set of [■], [▲], or [●] pads to move forward, counting and adding the numbers as you go. Hop on the [★] pad to pop balloons, and see if you are fast enough to hop on the lighted numbers for extra points! Hopscotch is fun!



Toy Pals Band-[●]: The object of this game is to have fun with music! Watch the symbols go up the pipes. When the symbol reaches the top of the pipe, jump on the matching pad to make it pop in time with the music. Be ready! If you want to boogie down, you'll have to keep up with the symbols!

CREDITS

ImaginEngine A Division of Foundation 9 Entertainment

Studio Management

Randall Sanborn
Bridget Erdmann

Producers

Brian Moriarty
Richard Yasi

Game Design

Steve Ashley
Bridget Erdmann
Nicholas Garner
Richard Yasi

Technical Director

Brian Weed

Engineering

Nicholas Baker
Tim Ko
Allen Seitz

Art Directors

Steve Ashley
Viktor Kalvachev

3D Modeling &

Animation
Bon Art

Audio Recording &

Sound Effects
Somatone

Music

The Fat Man, George
Alistair Sanger
Troupe Gammage

Quality Assurance

Jen Penkul

Studio Accountant

Amy Sanborn

Uses Lua 5.1 Copyright

2003-2006 Tecgraf,
PUC-Rio.

KONAMI DIGITAL ENTERTAINMENT, INC.

Chairman and CEO
Kazumi Kitaue

VP, CEO Office
Tetsuya Hiyoshi

VP of Development
Kurt Busch

Corporate Counsel
Grant Smith

PRODUCTION

Producer
Daniel Tyrrell

Executive Liaison
Mary Shinya

Vice President, Toy & Hobby Business Division
Carey Bay

Director, Toy & Hobby Business Division
Lori Moreno

Toy & Hobby Administrative and Business Coordinator
Hiromi Sharp

PUBLISHING

Executive Vice President
Geoffrey Mulligan

Vice President, CEO Office
Koichi Komatsu

Senior VP, Sales & Marketing
Catherine Fowler

Vice President, Operations
Linda Stackpoole

Operations Manager
Kathie Tompkins

Director of Marketing
Brad Schlachter

Product Manager
Sarah Felbinger

Associate Product Manager
Ray Hiyoshi

Director of Marketing Communications
Cherrie McKinnon

Director of Public Relations
Marc Franklin

Associate Public Relations Manager
Kit Ellis

Director of Creative Services
Monique Catley

Manual Copy
OffBase Productions

Packaging Design & Layout
McHale Design, Inc.

QUALITY ASSURANCE

QA Manager
Michael Klug

QA Project Leads
Mike Ngo
Andy Cates

Lead Tester
Sean Phelps

Assistant Lead Tester
Chris Pruett

Testers
Clayton Crymes
Jason Lee
Phaedren Lee
Pravin Singh

Special Thanks
Paul Armatta, Jason Enos, Colin Ferris, Kirby Fong, Tiffany Garrido, Shawn Green, Brand Inman, Barbara Loo, Mike McHale, Keith Matejka, Ken Ogasawara, Jon Rivera, Margo Williams, Elvin Catley and Steve "Soy" Patterson

WARRANTY

Konami Digital Entertainment, Inc. warrants to the original purchaser of this Konami software product that the medium on which this computer program is recorded is free from defects in materials and workmanship for a period of ninety (90) days from the date of purchase. This Konami product is sold "as is," without express or implied warranty of any kind, and Konami is not liable for any losses or damages of any kind resulting from use of this program.

Konami agrees for a period of ninety (90) days to either repair or replace, at its option, free of charge, any Konami product, postage paid, with proof of date of purchase, at its Factory Service Center. This warranty is not applicable to normal wear and tear. This warranty shall not be applicable and shall be void if the defect in the Konami software product has arisen through abuse, unreasonable use, mistreatment, or neglect.

THIS WARRANTY IS IN LIEU OF ALL OTHER WARRANTIES AND NO OTHER REPRESENTATIONS OR CLAIMS OF ANY NATURE SHALL BE BINDING ON OR OBLIGATE KONAMI. ANY IMPLIED WARRANTIES APPLICABLE TO THIS SOFTWARE PRODUCT, INCLUDING WARRANTIES OF MERCHANTABILITY AND FITNESS FOR A PARTICULAR PURPOSE, ARE LIMITED TO THE NINETY (90) DAY PERIOD DESCRIBED ABOVE. IN NO EVENT WILL KONAMI BE LIABLE FOR ANY SPECIAL INCIDENTAL OR CONSEQUENTIAL DAMAGES RESULTING FROM POSSESSION, USE OR MALFUNCTION OF THIS KONAMI PRODUCT.

Some states do not allow limitations as to how long an implied warranty lasts and/or exclusions or limitations of incidental or consequential damages so the above limitations and/or exclusions of liability may not apply to you. This warranty gives you specific rights, and you may also have other rights which vary from state to state.

If you experience technical problems with your game, please call our Warranty and Technical Service number at 310.220.8330 or 310.220.8331 from 9:00 am EST to 9:00 pm EST, Monday-Friday, or send an email to support@konami.com. All products must be deemed defective by a Konami Customer Service representative and an RMA number assigned prior to returning the product, all products received not matching this criteria will be returned if a Konami Customer Service Representative can not reach you within three days upon receipt of the unauthorized return.

Konami Digital Entertainment, Inc.
Attention: Customer Service
2381 Rosecrans Ave, Suite 200
El Segundo, CA 90245
USA

CUSTOMER SERVICE

If you feel stuck in the game or just need a boost, don't worry! You can write to our game experts at support@konami.com or view our Support section at www.konami.com.

Become a **KONAMI INSIDER**

Register now to become a "Konami Insider" at www.konami.com to be automatically entered in a monthly drawing to win FREE games and receive exclusive game play tips and product news!

KONAMI

www.konami.com



KONAMI KIDS PLAYGROUND

An Active New Way to Learn and Play

Konami Kids Playground is an innovative new series of PlayStation®2 computer entertainment system games that turns learning into a fun, full-body activity for your preschooler. Kids will love to jump, stomp and learn their way through each of these fun and educational games!

Collect them all!



Discover numbers and counting with endearing toy pals



Explore the bayous, swamps and woods with Frogger and Lily



Learn to recognize shapes and colors while exploring a fun prehistoric world



Studying the alphabet has never been so much fun



PlayStation.2

Konami Digital Entertainment, Inc.
2381 Rosecrans Avenue, Suite 200, El Segundo, CA 90245

© 2007 Konami Digital Entertainment, Inc. "Konami Kids Playground" is a trademark of Konami Digital Entertainment, Inc. KONAMI™ is a registered trademark of KONAMI CORPORATION. © 2007 KONAMI CORPORATION. All rights reserved. FROGGER is a registered trademark of Konami Digital Entertainment Co., Ltd. "PlayStation" and the "PS" Family logo are registered trademarks of Sony Computer Entertainment Inc. The ratings icon is a trademark of the Entertainment Software Association.

EVERYONE
E

Edutainment

ESRB CONTENT RATING

www.esrb.org